



WATCH VIDEOS



VIRTUAL TOURS



PRESS REVIEWS

01. OVERVIEW



THE ULTIMATE K.YACHT | KEA | ADMIRAL

Mobilvetta is a renowned name in the motorhome industry, known for delivering exceptional quality and luxury in their vehicles. The brand's multi-award-winning motorhomes come in three unique and versatile ranges, each designed to meet the diverse needs and preferences of campers.

For those seeking the pinnacle of luxury and comfort on the road, Marquis presents the K-Yacht Tekno-Line A-Class series, a spaciouly proportioned motorhome range that redefines the motorhoming experience. The K-Yacht Tekno-Line stands out as an exceptional option within the luxury A-Class sector, offering an impressive combination of high-end features, advanced technology, and elegant design.

The Kea series offers a range of three compact low-profile models, each designed to combine practicality with style, making it the perfect choice for those who want a versatile motorhome with a sleek design. These models are ideal for couples, small families, or groups looking for a comfortable yet efficient vehicle for their travels.

The Admiral Van Conversion offers a perfect blend of style, performance, and practicality, making it an excellent choice for those who seek both luxury and functionality in a compact motorhome. Built on a Fiat chassis, it is designed to provide a smooth driving experience while maintaining a high level of comfort and efficiency.

[VIEW OUR NATIONWIDE STOCK](#)

- WATCH VIDEOS
- 360° VIRTUAL TOURS
- PRESS REVIEWS


02. ADMIRAL CAMPERVAN

FIAT

The Admiral Campervan is available on an automatic 140bhp engine featuring all the latest driving assistance technology of the Euro 6E Chassis.



The Admiral Campervan comes with a standard MTPLM of 3500kg, making this all-new model easy to drive for anyone with a full UK driving licence, regardless of age.



Enjoy the perfect climate year-round with the Mobilvetta Admiral, which boasts a Grade III classification for heating and thermal protection, ensuring comfort in all seasons


ADMIRAL K6.3



4 BELTS



2 BERTHS



DIMENSIONS

OVERALL LENGTH	6360mm 20'8"
OVERALL WIDTH (MIRRORS FOLDED)	2050mm 6'7"
OVERALL HEIGHT (EXC TV AERIAL)	2650mm 8'7"



WEIGHTS

MTPLM	3500kg
MIRO	3124kg
MAX USER PAYLOAD	376kg



WATCH VIDEOS



VIRTUAL TOURS



PRESS REVIEWS



OVERVIEW

ADMIRAL CAMPERVAN

KEA COACHBUILTS

TEKNO LINE K.YACHT A CLASS

WEIGHTS & DIMENSIONS

CONSTRUCTION

ABOUT MOBILVETTA

DEALER NETWORK



03. ADMIRAL FEATURES



FIAT DUCATO EURO 6E CHASSIS WITH 140BHP 8 SPEED AUTOMATIC ENGINE

The new generation Fiat engine provides a powerful, comfortable and safe driving experience.



CAB SWIVEL SEATS WITH ARMRESTS

With the ability to swivel, these seats help create a more open and inviting interior, making the motorhome feel larger and more accommodating.



FITTED AWNING

Keeping you dry during showers or shaded during hot days, the fitted awning makes outdoor activities like cooking or relaxing outside more enjoyable regardless of the weather and expands the usable area of your campervan.



SKYVIEW ROOFLIGHT WITH BLINDS AND FLYSCREENS ON ALL HABITATION WINDOWS

Soaring heat, glaring sun, bothersome insects or prying eyes - keep out everything that could spoil your day with the Admiral fitted blinds and flyscreens.



NCC APPROVED WITH FULL UK SPECIFICATION

Your Admiral motorhome has been rigorously tested to meet all NCC approval standards to be certified safe for you and your family as well as being legal for use on UK roads.



MEMORY FOAM MATTRESSES ON A SPRUNG AND SLATTED BASE

Combining memory foam mattresses with a sprung base, the memory foam layer adapts even better to your body's contours, creating a comfortable and restful sleep surface.



CAB AIR-CONDITIONING, CRUISE CONTROL, ESP, TRACTION PLUS AND HILL ASSIST AND HILL DESCENT

Drive with the ultimate comfort thanks to the inclusion of the latest driver assistance technology.



THREE POINT SEAT BELTS TO ALL FORWARD FACING DESIGNATED PASSENGER SEATS

Comfortable safety for all your passengers.



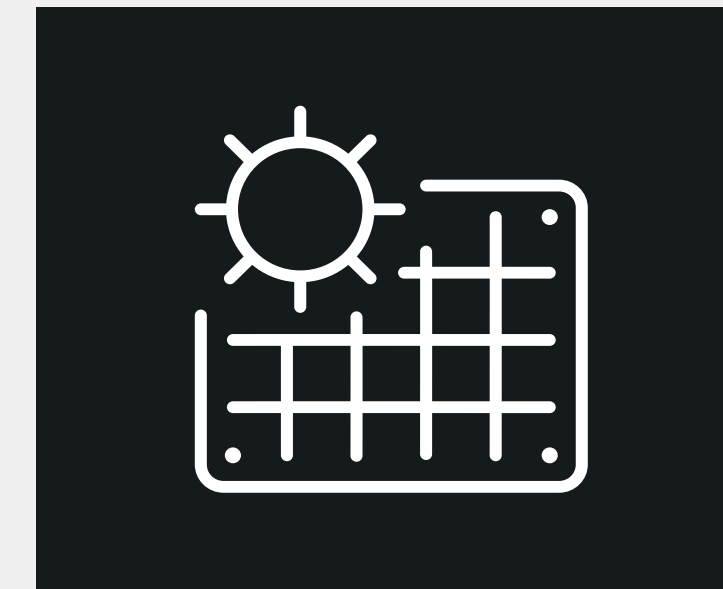
GAS OVEN, GRILL AND 2 BURNER HOB

Having a full cooking setup helps create a home-like atmosphere, making it easier to enjoy home-cooked meals even while on the road.



TRUMA COMBI 4 DIESEL HEATING SYSTEM WITH AIR VENTILATION

The especially lightweight, compact heater ensures pleasant temperatures.



200W SOLAR PANEL

The Solar Panel can ensure your battery life lasts longer. Being self-sufficient helps you enjoy the freedom a motorhome brings.



UNDERFLOOR AND UNDERSEAT STORAGE

These storage options are ideal for maximizing storage capacity without sacrificing comfort or interior space.

04. ADMIRAL FEATURES

CHASSIS



- Fiat Ducato Euro 6E Chassis with 140BHP 8 Speed Automatic Engine
- Traction Plus
- Electronic Stability Control (ESC)
- Hill Assist and Hill Descend
- 2 year chassis warranty

DRIVER COMFORT & SAFETY



- NCC approval & full UK specification
- Cab air conditioning
- Cruise Control
- High Level Dashboard
- Driver & Passenger Airbags
- Electric & heated wing mirrors
- Fog Lights with cornering function
- Gear stick & steering wheel in leather finish
- Rear View Observation Camera
- Fully upholstered & swivel captain chairs with two arm rests & height adjustment
- Pleated cab blinds on doors & windscreen
- Media function controls on steering wheel

BODY CONSTRUCTION



- Remote locking habitation sliding door on UK side with flyscreen
- Awning with awning light
- Easy access spacious rear garage with ample storage for leisure equipment with lighting
- Three point seat belts to all designated passenger seats
- Flyscreens & blinds on all habitation windows
- ABS lower moulded rear panel with integral lights
- High level brake light
- Colour coded side skirts
- Heki rooflights with blind & flyscreens
- Electric entrance step
- Skyview panoramic rooflight

LIVING AREA



- Ambient LED Lighting throughout
- Foldable table with extension
- Luxurious Comfort-Grey fire retardant upholstery
- Memory Foam mattresses on sprung and slatted base
- Underfloor and Underseat Storage
- Skyview rooflight

WASHROOM



- Cassette Toilet
- Shower and sink
- Storage cupboard
- Toothbrush holder
- Towel rail and toilet roll holder/brush
- Extractor fan

KITCHEN



- 2 Burner Gas Hob
- 84L compressor fridge with freezer compartment
- Gas Oven/Grill
- Multi functional chopping board
- Slide out larder style storage
- Acrylic 'stone' effect sink with foldable mixer tap

ELECTRICS, GAS & PLUMBING



- 85L Fresh water tank
- 75L Waste water tank
- WINTER PACK - incl insulated waste water tank and exhaust valve with anti-freeze protection
- COMBI 4 Diesel heating system
- Truma CP Plus
- 200W Solar panel
- Speakers in bedroom
- Smoke Alarm
- Carbon monoxide Alarm
- 12v - 220V and TV sockets
- Gas bottle compartment

SECURITY SYSTEMS



- Manufacturer Immobiliser



WATCH VIDEOS



VIRTUAL TOURS



PRESS REVIEWS

06. ADMIRAL GALLERY



LOUNGE DINING



REAR TO FRONT



SKYVIEW ROOFLIGHT



KITCHEN STORAGE



REAR TRAVEL SEATS



UNDERFLOOR STORAGE



SWIVEL SEATS



ROOFLIGHT

06. ADMIRAL GALLERY



07. KEA COACHBUILTS

FIAT

The Kea Coachbuilt Range is available on an automatic 180bhp engine featuring all the latest driving assistance technology of the Euro 6E Chassis.

Alde®

The ALDE heating system is meticulously designed, ensuring every detail is carefully planned for optimal performance. One standout feature are the ALDE towel rails, which provide warmth and comfort, offering cozy, warm towels after every shower.



Built with advanced iTech insulation technology, this range is entirely wood-free, ensuring a motorhome that is both waterproof and highly heat-insulating



WATCH VIDEOS



VIRTUAL TOURS




PRESS REVIEWS

KEA 80

4 BELTS

4 BERTHS




OVERALL LENGTH	6990mm 22'9"
OVERALL WIDTH (MIRRORS FOLDED)	2350mm 7'7"
OVERALL HEIGHT (EXC TV AERIAL)	2950mm 9'8"
MTPLM	3650kg
MAX USER PAYLOAD	492kg

KEA 86

4 BELTS

4 BERTHS



OVERALL LENGTH	7450mm 24'4"
OVERALL WIDTH (MIRRORS FOLDED)	2350mm 7'7"
OVERALL HEIGHT (EXC TV AERIAL)	2950mm 9'8"
MTPLM	4400kg
MAX USER PAYLOAD	1212kg

KEA 90

4 BELTS

4 BERTHS



OVERALL LENGTH	7450mm 24'4"
OVERALL WIDTH (MIRRORS FOLDED)	2350mm 7'7"
OVERALL HEIGHT (EXC TV AERIAL)	2950mm 9'8"
MTPLM	4400kg
MAX USER PAYLOAD	1242kg

08. KEA FEATURES



FIAT DUCATO EURO 6E CHASSIS WITH 180BHP 8 SPEED AUTOMATIC ENGINE

The new generation Fiat engine provides a powerful, comfortable and safe driving experience with an electric parking brake.



TOUCH SCREEN DAB RADIO WITH SAT NAV, APPLE CARPLAY/ANDROID AUTO, INTEGRATED REAR VIEW CAMERA & WIRELESS CHARGING

Make your way to your holiday destination with ease and with the latest audio technology.



CAPTAIN-STYLE CAB SWIVEL SEATS WITH ARMRESTS

Ergonomically designed swivel captain-style cab seats, offering both comfort and convenience for a smooth driving experience.



EXTERIOR BBQ POINT

Grilling an el fresco dinner couldn't be easier thanks to the functionality of the external BBQ point.



NCC APPROVED WITH FULL UK SPECIFICATION

Your Kea motorhome has been rigorously tested to meet all NCC approval standards to be certified safe for you and your family as well as being legal for use on UK roads.



SPACE-SAVING DROP DOWN BED OPTIONS

Mobilvetta have expertly designed the Kea range to include a number of versatile and space saving bed options. Both comfortable and spacious, there are many bed configurations to choose from.




DRIVERS PACK WITH CRUISE CONTROL, TRACTION PLUS, ESC, HILL ASSIST & HILL DESCEND PLUS DRIVER & PASSENGER AIRBAGS

Drive with the ultimate comfort thanks to the inclusion of the latest driver assistance technology including Fog lights with cornering function and TPMS.



FLYSCREENS AND BLINDS ON ALL HABITATION WINDOWS INCL XL ENTRANCE DOOR WITH INTEGRATED BIN

Soaring heat, glaring sun, bothersome insects or prying eyes - keep out everything that could spoil your day with the Kea fitted blinds and flyscreens.



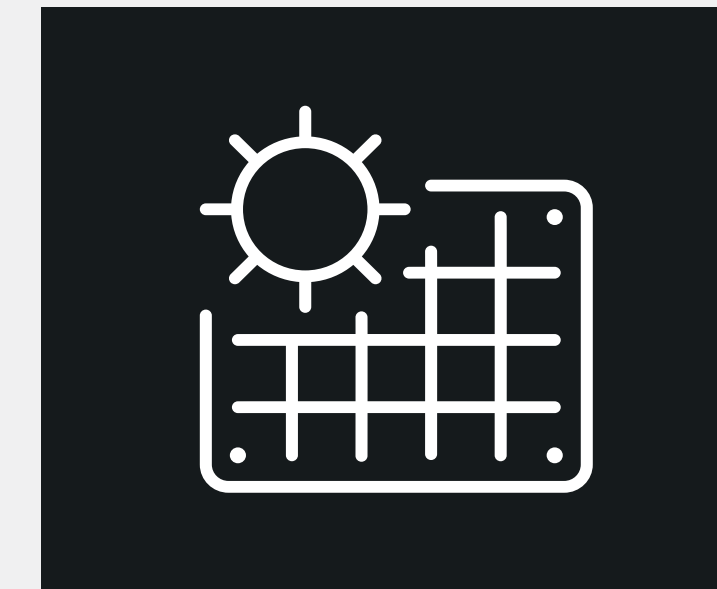
ALDE HEATING SYSTEM

The ALDE heating system is meticulously designed, ensuring every detail is carefully planned for optimal performance. One standout feature are the ALDE towel rails, which provide warmth and comfort, offering cozy, warm towels after every shower.




TRUMA INET X

The iNet X System allows you to centrally control your indoor climate, hot water, and other key functions, while continuously monitoring important status indicators - ensuring optimal performance for today and the future.



200W SOLAR PANEL

The Solar Panel can ensure your battery life lasts longer. Being self-sufficient helps you enjoy the freedom a motorhome brings.



GRADE III FULLY INSULATED NCC EN1645-1

Enjoy the perfect climate 365 days a year. All Kea models have achieved Grade III classification for heating and thermal protection.

09. KEA FEATURES

CHASSIS

- 2.2L 180bhp Euro 6E Fiat Ducato engine with 8 speed Automatic transmission
- 2 year chassis warranty
- 16" Alloy wheels

- Colour coded front bumper
- Heated & electric wing mirrors
- Electric cab windows

DRIVER COMFORT

- Electric Parking Brake
- Automatic Cab air conditioning
- Adjustable steering wheel
- Gear stick & steering wheel in leather finish
- Cab reading lights
- Ergonomic fully upholstered & swivel captain chairs with two arm rests & height adjustment
- Door pockets & bottle holders

- 12v lighter sockets & USC port
- Concertina blinds on cab doors & windscreen
- Wireless charging
- High level silver dashboard

DRIVER SAFETY

- NCC approval & full UK specification
- Cruise Control
- Traction Plus
- ESC
- Hill Assist
- Hill Descend
- Driver & passenger air bags
- Fog lights with cornering function
- Full LED headlamps
- Tyre pressure monitoring system
- Full LED headlights
- Rear bumper with LED lights

AUDIO SYSTEM

- 9" Pioneer Touch screen DAB radio with Sat Nav, Apple Carplay/Android Auto and rear observation camera
- Media function controls on steering wheel
- Speakers in bedroom

BODY CONSTRUCTION

- Wide Habitation door on UK side with window, flyscreen & integrated bin
- Awning light
- iTech advanced wood-free construction technology
- Three point seat belts to designated passenger seat (varies by model)
- High & low fixing points for optional rear mounted cycle rack

LIVING AREA

- Ambient LED lighting throughout
- Spacious wardrobe
- Luxurious upholstery with fire retardant treatment
- Luxury mattresses on fixed bed models
- Heki rooflights with blinds & flyscreens
- Space-saving electric dropdown beds with removable aluminium ladder (selected models)
- Electric dropdown table (selected models)
- TV bracket and aerial
- Flyscreens & blinds on all habitation windows
- Internal underfloor storage
- NEW Low rear bed option (80 model only)
- Underfloor heating mat (model specific)

WASHROOM

- Large separate shower with tinted door (varies by model)
- Vanity unit with toothbrush & soap holder (varies by model)
- Towel rail, toilet roll holder & toilet brush (varies by model)
- Chrome finish mixer taps & shower head
- Rooflight in shower & toilet

KITCHEN

- 150L three-way fridge & freezer compartment
- Two burner & electric induction hot plate hob cooker
- Decorative kitchen lights
- Dometic gas oven/grill
- Stainless steel sink with glass lid

- Multi-funktional chopping board
- Chrome sink and mixer tap
- Slide our larder style cupboard

ELECTRICS, GAS & PLUMBING

- 220v socket
- 12v socket
- 240v socket in rear garage
- TV socket
- ALDE heating system
- External BBQ point
- Truma iNet X
- Storage for 2x gas bottles
- 200W Solar panel

- Easy to use control panel near to the entrance door
- Low energy consumption LED lighting
- CO2 alarm
- Smoke alarm
- 120L Fresh water tank
- 110L Waste water tank

SECURITY SYSTEMS

- Trafficmaster Trackstar S7 Tracker with 1 years free subscription
- Manufacturer Immobiliser
- VIN CHIP security



WATCH VIDEOS

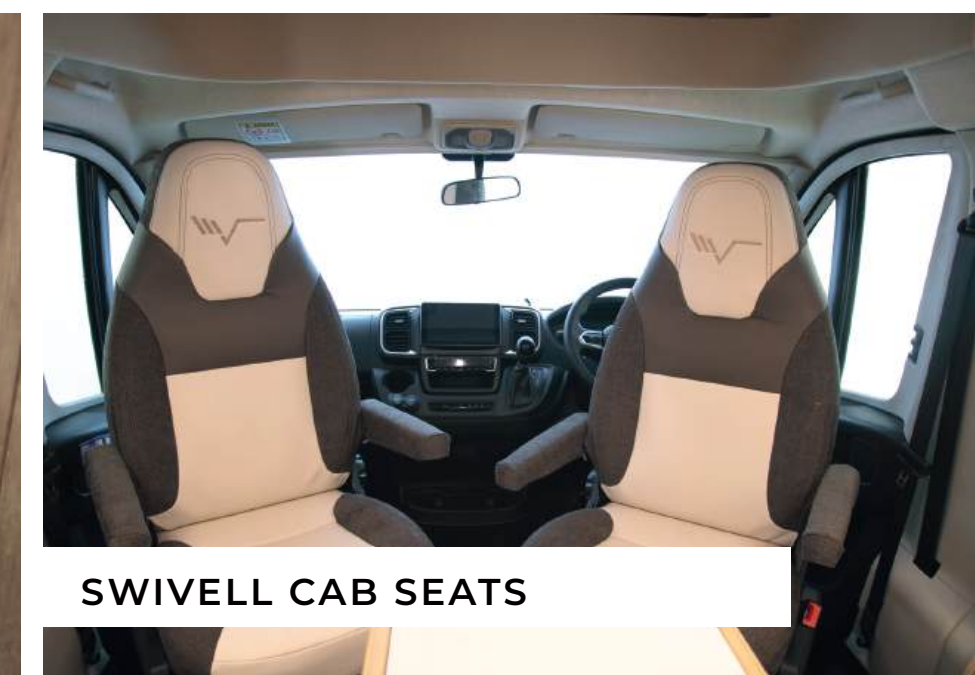



VIRTUAL TOURS



PRESS REVIEWS

10. KEA GALLERY



11. KEA GALLERY



KEA 86 REAR SINGLE BEDS



CONTROL PANELS



KITCHEN HOB



AMBIENT LIGHTING



KEA 80 KITCHEN



KEA 80 REAR LOUNGE

12. TEKNO LINE K.YACHT

FIAT

The Tekno Line K.Yacht A Class Range is available on an automatic 180bhp engine featuring all the latest driving assistance technology of the Euro 6E Chassis.

Alde®

The ALDE heating system is meticulously designed, ensuring every detail is carefully planned for optimal performance. One standout feature are the ALDE towel rails, which provide warmth and comfort, offering cozy, warm towels after every shower.

4400
kg

Coming with an MTPLM of 4400kg, models in the Tekno Line K.Yacht range offer an exceptional payload for all your travel essentials.



WATCH
VIDEOS



VIRTUAL
TOURS



PRESS
REVIEWS

K.YACHT 59

4 BELTS

3 BERTHS




OVERALL LENGTH
OVERALL WIDTH (MIRRORS FOLDED)
OVERALL HEIGHT (EXC TV AERIAL)
MTPLM
MAX USER PAYLOAD

5990mm | 19'6"
2350mm | 7'7"
2950mm | 9'8"
4400kg
1502kg

K.YACHT 80

4 BELTS

4 BERTHS




OVERALL LENGTH
OVERALL WIDTH (MIRRORS FOLDED)
OVERALL HEIGHT (EXC TV AERIAL)
MTPLM
MAX USER PAYLOAD

6990mm | 22'9"
2350mm | 7'7"
2950mm | 9'8"
4400kg
1252kg

K.YACHT 86

4 BELTS

4 BERTHS



OVERALL LENGTH
OVERALL WIDTH (MIRRORS FOLDED)
OVERALL HEIGHT (EXC TV AERIAL)
MTPLM
MAX USER PAYLOAD

7450mm | 24'4"
2350mm | 7'7"
2950mm | 9'8"
4400kg
1222kg

K.YACHT 90

4 BELTS

4 BERTHS




OVERALL LENGTH
OVERALL WIDTH (MIRRORS FOLDED)
OVERALL HEIGHT (EXC TV AERIAL)
MTPLM
MAX USER PAYLOAD

7450mm | 24'4"
2350mm | 7'7"
2950mm | 9'8"
4400kg
1252kg

K.YACHT 95

4 BELTS

4 BERTHS



OVERALL LENGTH
OVERALL WIDTH (MIRRORS FOLDED)
OVERALL HEIGHT (EXC TV AERIAL)
MTPLM
MAX USER PAYLOAD

7450mm | 24'4"
2350mm | 7'7"
2950mm | 9'8"
4400kg
1262kg

13. K.YACHT FEATURES



FIAT DUCATO EURO 6E CHASSIS WITH 180BHP 8 SPEED AUTOMATIC ENGINE

The new generation Fiat engine provides a powerful, comfortable and safe driving experience with an electric parking brake.



TOUCH SCREEN DAB RADIO WITH SAT NAV, APPLE CARPLAY/ANDROID AUTO, INTEGRATED REAR VIEW CAMERA & WIRELESS CHARGING

Make your way to your holiday destination with ease and with the latest audio technology.



CAPTAIN-STYLE CAB SWIVEL SEATS WITH ARMRESTS

Ergonomically designed swivel captain-style cab seats, offering both comfort and convenience for a smooth driving experience.



EXTERIOR BBQ POINT

Grilling an el fresco dinner couldn't be easier thanks to the functionality of the external BBQ point.



NCC APPROVED WITH FULL UK SPECIFICATION

Your K.Yacht motorhome has been rigorously tested to meet all NCC approval standards to be certified safe for you and your family as well as being legal for use on UK roads.



SPACE-SAVING DROP DOWN BED OPTIONS

Mobilvetta have expertly designed the K.Yacht range to include a number of versatile and space saving bed options. Both comfortable and spacious, there are many bed configurations to choose from.




DRIVERS PACK WITH CRUISE CONTROL, TRACTION PLUS, ESC, HILL ASSIST & HILL DESCEND PLUS DRIVER & PASSENGER AIRBAGS

Drive with the ultimate comfort thanks to the inclusion of the latest driver assistance technology including Fog lights with cornering function and TPMS.



ITECH INSULATING TECHNOLOGY

Built with advanced iTech insulation technology, this range is entirely wood-free, ensuring a motorhome that is both waterproof and highly heat-insulating



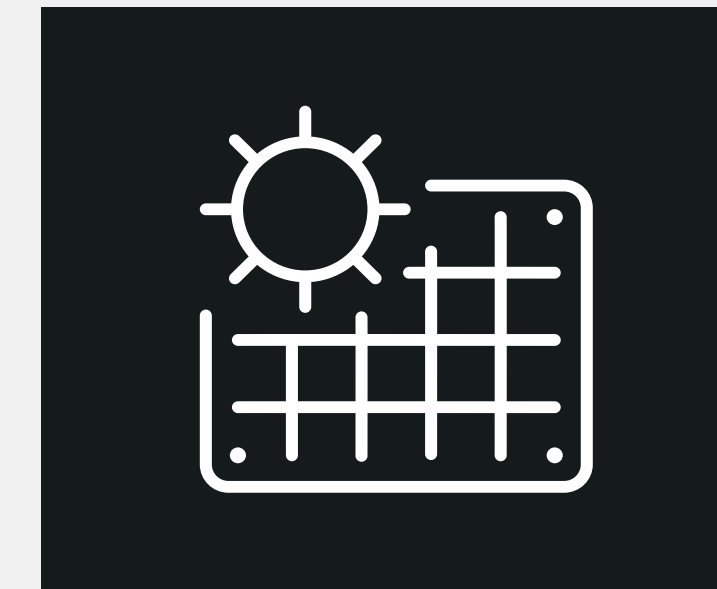
ALDE HEATING SYSTEM

The ALDE heating system is meticulously designed, ensuring every detail is carefully planned for optimal performance. One standout feature are the ALDE towel rails, which provide warmth and comfort, offering cozy, warm towels after every shower.




TRUMA INET X

The iNet X System allows you to centrally control your indoor climate, hot water, and other key functions, while continuously monitoring important status indicators - ensuring optimal performance for today and the future.



200W SOLAR PANEL

The Solar Panel can ensure your battery life lasts longer. Being self-sufficient helps you enjoy the freedom a motorhome brings.



GRADE III FULLY INSULATED NCC EN1645-1

Enjoy the perfect climate 365 days a year. All K.Yacht models have achieved Grade III classification for heating and thermal protection.

14. K.YACHT FEATURES

CHASSIS

- 2.2L 180bhp Euro 6E Fiat Ducato engine with 8 speed Automatic transmission
- 2 year chassis warranty
- 16" Alloy wheels
- Colour coded front bumper
- Heated & electric wing mirrors
- Electric cab windows
- LED Daytime running lights

DRIVER COMFORT

- Electric Parking Brake
- Automatic Cab air conditioning
- Adjustable steering wheel
- Gear stick & steering wheel in leather finish
- Cab reading lights
- Ergonomic fully upholstered & swivel captain chairs with two arm rests & height adjustment
- Door pockets & bottle holders
- 12v lighter sockets & USC port
- Concertina blinds on cab doors & windscreen
- Wireless charging
- High level silver dashboard

DRIVER SAFETY

- NCC approval & full UK specification
- Cruise Control
- Traction Plus
- ESC
- Hill Assist
- Hill Descend
- Driver & passenger air bags
- Fog lights with cornering function
- Full LED headlamps
- Tyre pressure monitoring system
- Full LED headlights
- Rear bumper with LED lights

AUDIO SYSTEM

- 9" Pioneer Touch screen DAB radio with Sat Nav, Apple Carplay/Android Auto and rear observation camera
- Media function controls on steering wheel
- Speakers in bedroom

BODY CONSTRUCTION

- Wide Habitation door on UK side with window, flyscreen & integrated bin
- Awning light
- iTech advanced wood-free construction technology
- Three point seat belts to designated passenger seat (varies by model)
- High & low fixing points for optional rear mounted cycle rack
- Spacious rear garage with easy access for ample storage for leisure equipment with lighting
- External storage compartment
- Moulded rear panel with integral lights
- High level brake lights
- Colour coded side skirts

LIVING AREA

- Ambient LED lighting throughout
- Spacious wardrobe
- Luxurious fabric combined upholstery with fire retardant treatment
- Luxury mattresses on fixed bed models
- Heki rooflights with blinds & flyscreens
- Space-saving electric dropdown beds with removable aluminium ladder (selected models)
- Electric dropdown table (selected models)
- TV bracket and aerial
- Flyscreens & blinds on all habitation windows
- Internal underfloor storage
- NEW Low rear bed option (80 model only)
- Underfloor heating mat (model specific)

WASHROOM

- Large separate shower with frosted door (varies by model)
- Vanity unit with toothbrush & soap holder (varies by model)
- Towel rail, toilet roll holder & toilet brush (varies by model)
- Chrome finish mixer taps & shower head
- Rooflight in shower & toilet

KITCHEN

- 150L three-way fridge & freezer compartment
- Two burner & electric induction hot plate hob cooker
- Decorative kitchen lights
- Dometic gas oven/grill
- Stainless steel sink with glass lid
- Multi-funktional chopping board
- Chrome sink and mixer tap
- Slide our larder style cupboard

ELECTRICS, GAS & PLUMBING

- 220v socket
- 12v socket
- 240v socket in rear garage
- TV socket
- ALDE heating system
- External BBQ point
- Truma iNet X
- Storage for 2x gas bottles
- 200W Solar panel
- Easy to use control panel near to the entrance door
- Low energy consumption LED lighting
- CO2 alarm
- Smoke alarm
- 120L Fresh water tank
- 110L Waste water tank

SECURITY SYSTEMS

- Trafficmaster Trackstar S7 Tracker with 1 years free subscription
- Manufacturer Immobiliser
- VIN CHIP security



WATCH VIDEOS



360° VIRTUAL TOURS



PRESS REVIEWS

15. K.YACHT GALLERY



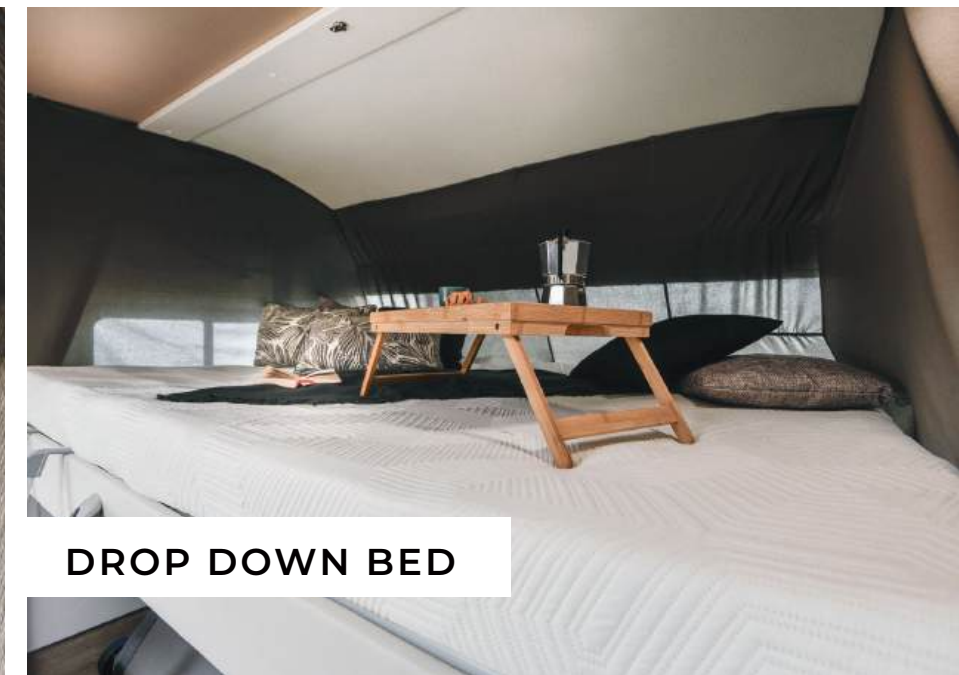
K.YACHT 86 FRONT LOUNGE



K.YACHT 86 FRIDGE/FREEZER




CHROME SHOWER HEAD



DROP DOWN BED



BATHROOM SINK



CONTROL PANELS



K.YACHT 86 BATHROOM



K.YACHT 95 KITCHEN

16. K.YACHT GALLERY



K.YACHT 59 SHOWER



CABINET LIGHTING



K.YACHT 59 LOUNGE



K.YACHT 59 REAR SEATING



K.YACHT 95 KITCHEN



K.YACHT 95 REAR BED

17. WEIGHTS & DIMENSIONS

MODEL	ADMIRAL	KEA 80	KEA 86	KEA 90
ENGINE	140BHP AUTOMATIC	180BHP AUTOMATIC	180BHP AUTOMATIC	180BHP AUTOMATIC
BERTHS (SLEEPING POSITIONS)	4	4	4	4
DESIGNATED PASSENGER SEATS (INC DRIVER)	4	4	4	4
OVERALL LENGTH	6360MM / 20'8"	6990MM / 22'9"	7450MM / 24'4"	7450MM / 24'4"
OVERALL WIDTH (MIRRORS FOLDED)	2050MM / 6'7"	2350MM / 7'7"	2350MM / 7'7"	2350MM / 7'7"
OVERALL WIDTH (MIRRORS EXTENDED)	2540MM / 8'3"	2740MM / 8'7"	2740MM / 8'7"	2740MM / 8'7"
OVERALL HEIGHT (EXC TV AERIAL)	2650MM / 8'7"	2950MM / 9'8"	2950MM / 9'8"	2950MM / 9'8"
INTERNAL HEIGHT (MAX)	1890MM / 6'2"	2000MM / 6'5"	2000MM / 6'5"	2000MM / 6'5"
MAXIMUM PERMISSIBLE LADEN MASS (A)	3500KG	3650KG	4400KG	4400KG
MASS IN RUNNING ORDER (B)	3124KG	3158KG	3188KG	3158KG
MAXIMUM USER PAYLOAD (C) (A-B)	376KG	492KG	1212KG	1242KG
MAXIMUM TRAILER WEIGHT	2500KG	2000KG	2000KG	2000KG
GROSS TRAIN WEIGHT	6000KG	5650KG	6400KG	6400KG
BED SIZES				
DROP DOWN BED	-	1900MM X 1280MM (1070)MM 6'2" X 4'2" (3'5")	1900MM X 1280MM (1070)MM 6'2" X 4'2" (3'5")	1900MM X 1280MM (1070)MM 6'2" X 4'2" (3'5")
REAR DOUBLE	1860MM X 1800MM 6'1" X 5'9"	1900MM X 1280MM 6'2" X 4'2"	-	1900MM X 1500MM 6'2" X 4'9"
REAR SINGLES	1 X 1950MM X 800MM / 6'4" X 2'6" 1 X 1860MM X 800 / 6'1" X 2'6"	-	1 X 2000MM X 800MM / 6'5" X 2'6" 1 X 2050MM X 800 / 6'7" X 2'6"	-
REAR GARAGE DIMENSIONS				
REAR GARAGE APERTURE DIMENSIONS#	-	870(720)MM X 520MM / 2'8" (2'3") X 1'7"	1170MM X 870(720)MM / 3'8" X 2'8" (2'3")	1000MM X 870(720)MM / 3'2" X 2'8" (2'3")
REAR GARAGE MAX LOAD LIMIT	-	225KG	225KG	225KG

Data & accuracy: The contents of this publication are as accurate as possible at the time of going to press, but this information should not be regarded as an infallible guide to current specifications, nor does it constitute an offer for the sale of any particular vehicle. Details of performance, dimensions and weights are subject to minor deviations within manufacturer tolerance limits (max +/- 5%). The Mass In Running Order (MIRO) - Weight of the Motorhome equipped to the manufacturer's standard specification including essential habitation equipment. The MIRO is the mass of the unladen vehicle, including an allowance for the driver (assumed 75 kg) and a 90% full fuel tank. The MIRO is calculated with the fresh water tank empty. If you travel with water in the freshwater tank then the User Payload will reduce accordingly. Maximum User Payload includes Personal Effects Payload, conventional load and the Optional Equipment Payload. Please ensure that you've allowed for the masses of all items you intend to carry in the Motorhome. All data is calculated using metric weights and measurements. The imperial figures quoted are conversions thereof and have been rounded to the nearest inch. All dimensions have a tolerance of +/- 25mm. Your Motorhome weights have been calculated with all water tanks empty and we recommend you travel with all water tanks empty. Heights are measured on an unladen vehicle excluding any roof aerial. The maximum weight capacity for an electric drop down bed is 250kg, fixed rear beds have a limit of 250kg, overcab beds are 250kg and bunkbeds 100kg. # Garage dimensions quoted are "aperture" height and width and interior garage dimensions may vary.

18. WEIGHTS & DIMENSIONS

MODEL	K.YACHT 59	K.YACHT 80	K.YACHT 86	K.YACHT 90	K.YACHT 95
ENGINE	180BHP AUTOMATIC	180BHP AUTOMATIC	180BHP AUTOMATIC	180BHP AUTOMATIC	180BHP AUTOMATIC
BERTHS (SLEEPING POSITIONS)	3	4	4	4	4
DESIGNATED PASSENGER SEATS (INC DRIVER)	4	4	4	4	4
OVERALL LENGTH	5990MM / 19'6"	6990MM / 22'9"	7450MM / 24'4"	7450MM / 24'4"	7450MM / 24'4"
OVERALL WIDTH (MIRRORS FOLDED)	2350MM / 7'7"	2350MM / 7'7"	2350MM / 7'7"	2350MM / 7'7"	2350MM / 7'7"
OVERALL WIDTH (MIRRORS EXTENDED)	2740MM / 8'7"	2740MM / 8'7"	2740MM / 8'7"	2740MM / 8'7"	2740MM / 8'7"
OVERALL HEIGHT (EXC TV AERIAL)	2950MM / 9'8"	2950MM / 9'8"	2950MM / 9'8"	2950MM / 9'8"	2950MM / 9'8"
INTERNAL HEIGHT (MAX)	2000MM / 6'5"	2000MM / 6'5"	2000MM / 6'5"	2000MM / 6'5"	2000MM / 6'5"
MAXIMUM PERMISSIBLE LADEN MASS (A)	4400KG	4400KG	4400KG	4400KG	4400KG
MASS IN RUNNING ORDER (B)	2898KG	3148KG	3178KG	3148KG	3138KG
MAXIMUM USER PAYLOAD (C) (A-B)	1502KG	1252KG	1222KG	1252KG	1262KG
MAXIMUM TRAILER WEIGHT	2000KG	2000KG	2000KG	2000KG	2000KG
GROSS TRAIN WEIGHT	6400KG	6400KG	6400KG	6400KG	6400KG
BED SIZES					
DROP DOWN BED	1350MM X 1900MM 4'4" X 6'2"	1350MM X 1900MM 4'4" X 6'2"	1350MM X 1900MM 4'4" X 6'2"	1350MM X 1900MM 4'4" X 6'2"	1350MM X 1900MM 4'4" X 6'2"
REAR DOUBLE	-	1900MM X 1280MM 6'2" X 4'2"	-	1900MM X 1500MM 6'2" X 4'9"	2120MM X 1900MM 6'9" X 6'2"
REAR SINGLES	-	-	1 X 2000MM X 800MM / 6'5" X 2'6" 1 X 2050MM X 800 / 6'7" X 2'6"	-	-
REAR GARAGE DIMENSIONS					
REAR GARAGE APERTURE DIMENSIONS#	1470MM X 600MM / 4'8" X 1'9"	870(720)MM X 520MM / 2'8" (2'3") X 1'7"	1170MM X 870(720)MM / 3'8" X 2'8" (2'3")	1000MM X 870(720)MM / 3'2" X 2'8" (2'3")	870(720)MM X 520MM / 2'8" (2'3") X 1'7"
REAR GARAGE MAX LOAD LIMIT	225KG	225KG	225KG	225KG	225KG

Data & accuracy: The contents of this publication are as accurate as possible at the time of going to press, but this information should not be regarded as an infallible guide to current specifications, nor does it constitute an offer for the sale of any particular vehicle. Details of performance, dimensions and weights are subject to minor deviations within manufacturer tolerance limits (max +/- 5%). The Mass In Running Order (MIRO) - Weight of the Motorhome equipped to the manufacturer's standard specification including essential habitation equipment. The MIRO is the mass of the unladen vehicle, including an allowance for the driver (assumed 75 kg) and a 90% full fuel tank. The MIRO is calculated with the fresh water tank empty. If you travel with water in the freshwater tank then the User Payload will reduce accordingly. Maximum User Payload includes Personal Effects Payload, conventional load and the Optional Equipment Payload. Please ensure that you've allowed for the masses of all items you intend to carry in the Motorhome. All data is calculated using metric weights and measurements. The imperial figures quoted are conversions thereof and have been rounded to the nearest inch. All dimensions have a tolerance of +/- 25mm. Your Motorhome weights have been calculated with all water tanks empty and we recommend you travel with all water tanks empty. Heights are measured on an unladen vehicle excluding any roof aerial. The maximum weight capacity for an electric drop down bed is 250kg, fixed rear beds have a limit of 250kg, overcab beds are 250kg and bunkbeds 100kg. # Garage dimensions quoted are "aperture" height and width and interior garage dimensions may vary.



OVERVIEW

ADMIRAL
CAMPERVAN

KEA
COACHBUILTS

TEKNO LINE
K.YACHT A CLASS

WEIGHTS &
DIMENSIONS

CONSTRUCTION

ABOUT
MOBILVETTA

DEALER
NETWORK



19. MOBILVETTA CONSTRUCTION

Mobilvetta motorhomes are renowned for their innovative design, exceptional comfort, and high-performance capabilities. Mobilvetta motorhomes are crafted in specialised production departments using high-precision industrial processes, ensuring superior quality and craftsmanship.

WARRANTY



When you choose a Mobilvetta motorhome you have the reassurance of knowing your vehicle has been designed and constructed to give you years of enjoyable, worry free touring.

10 YEARS BODY INTEGRITY PRIVILEGE

The Mobilvetta 10 Years Body Integrity Privilege program offers a 10-year guarantee against infiltration, ensuring long-lasting protection and peace of mind for your motorhome

2 YEARS HABITATION GUARANTEE

The guarantee covers the labour and parts supplied to replace or repair those found to be faulty completely free of charge for a period of 24 months from the date of registration of the vehicle.

2 YEARS FIAT CHASSIS WARRANTY

All Mobilvetta motorhomes registered in the UK benefit from a Fiat 2 Year Unlimited Warranty. The Fiat Professional Authorised Network guarantees the vehicle base against manufacturing defects for a period of 24 months from the initial registration date without mileage limits. With 1 Year Fiat Assist Breakdown Recovery from the date of registration

For full warranty details please visit:
www.marquisleisure.co.uk/warranty

Construction Technology, made to last

Mobilvetta motorhomes and campervans are constructed using cutting-edge technology that integrates advanced features for superior insulation, energy efficiency, and overall performance.



High Quality Construction

Style, equipment, and technology define the external structure of Mobilvetta motorhomes. With a unique, elegant design featuring a sporty soul, they combine exceptional equipment and high-performance materials. Advanced construction techniques, utilizing fiberglass, aluminum, reinforcement elements, and precision couplings, ensure superior stability, structural integrity, and long-lasting durability.

Grade III Fully Insulated NCC EN1645-1

Grade III classification for heating and thermal protection means Mobilvetta motorhomes are built to withstand various weather conditions, ensuring comfort all year round. Whether you're exploring the great outdoors or parked in a cozy spot, you can enjoy a pleasant climate inside 365 days a year.

FIAT

Fiat Ducato Euro 6E Engine

Easy to drive, safe and ready to assist you in every challenge, always adapting to your needs. Fiat Ducato engines are effective in terms of fuel consumption and emissions, plus they are dynamic and environmentally friendly ensuring a comfortable driving experience with the latest driving features.



OVERVIEW

ADMIRAL
CAMPERVAN

KEA
COACHBUILTS

TEKNO LINE
K.YACHT A CLASS


WEIGHTS &
DIMENSIONS

CONSTRUCTION

ABOUT
MOBILVETTA

DEALER
NETWORK





THE ULTIMATE...

Mobilvetta has set the standard for quality in motorhomes and campervans, offering unique, elegant, and sporty models, each distinguished by highly personalised and distinctive design lines.

Mobilvetta has envisioned every possible journey aboard its motorhomes. With the K-Yacht Tekno Line, Kea range, and the Admiral campervan, Mobilvetta is redefining exclusivity, offering models with a unique and unmistakable personality. Choosing Mobilvetta today means trusting a Premium brand for:

- The perfect fusion of style and Italian design
- Cutting-edge technology, autonomy, and safety
- Premium-class comfort
- A passion for quality

With design at its core, the brand stays true to its identity by crafting motorhomes with an automotive-inspired aesthetic, featuring futuristic designs, ultra-luxurious interiors, and designer finishes

In 2013, Mobilvetta became part of the Trigano Group, a company that has grown over time through the merger of several industry-leading firms specialising in the production and marketing of recreational vehicles.

21. YOUR MOBILVETTA DEALER



AT YOUR LOCAL MOBILVETTA DEALER



The UK's Largest Dealer Network

Marquis is the exclusive distributor for the Mobilvetta brand in the UK and work alongside our dealer partners in Ireland and New Zealand. If you're looking for more information about our products, services, or anything regarding Mobilvetta motorhomes, get in touch today with your local Mobilvetta dealer.

From the moment you order your new motorhome, through to delivery and beyond, our branches and dealer partners are dedicated to making your purchase and maintenance experience as hassle-free as possible.

MARQUIS LANCASHIRE
Riversway Leisure Village |
Chain Caul Road |
Docklands | Preston |
Lancashire | PR2 2PD

T: 01772 731 313

MARQUIS GLOUCESTERSHIRE
Mill Avon Holiday Park |
Gloucester Road |
Tewkesbury |
Gloucs | GL20 5SW

T: 01684 296 222

MARQUIS SOUTH YORKSHIRE
Rotherham Road |
Dinnington | Sheffield
South Yorkshire |
S25 3RF

T: 01909 495 900

MARQUIS DORSET
41-45 Old Wareham Rd |
Poole |
Dorset |
BH12 4QN

T: 01202 738 777

CAMPER NI
67 Moira Road |
Hillsborough |
Co. Down |
BT26 6DX

T: 028 9268 2220

MARQUIS SUFFOLK
Farthing Road |
Sproughton |
Ipswich | Suffolk
IP1 5AP

T: 01473 747 675

MARQUIS SURREY/SUSSEX
Station Approach |
Gomshall |
Surrey |
GU5 9NX

T: 01483 203 335

MARQUIS NORTHANTS
The Causeway |
Great Billing |
Northampton |
Northants | NN3 9EX

T: 01604 402 888

MARQUIS BERKSHIRE
Oxford Road |
Chieveley |
Nr Newbury |
Berkshire | RG20 8RU

T: 01635 248 888

TRAILITE CHRISTCHURCH
10 Innovation Road |
Islington |
Christchurch |
8042

T: 03 222 2067

MARQUIS HAMPSHIRE
Winchester Road |
Lower Upham |
Nr Southampton |
Hampshire | SO32 1HA

T: 01489 860 666

MARQUIS EXETER
Sandygate |
Clyst Road |
Exeter |
Devon | EX2 7JL

T: 01392 446 250

MARQUIS DEVON (Plymouth)
Lee Mill |
Ivybridge |
Nr Plymouth |
Devon | PL21 9EG

T: 01752 892 977

MARQUIS DURHAM
Durham Road |
Birtley | Chester Le Street |
County Durham |
DH3 2QZ

T: 0191 492 2480

TRAILITE AUCKLAND
77 Paerata Road |
Pukekohe |
Auckland |
2120

T: 09 238 6869



PLEASE CALL BEFORE TRAVELLING TO CHECK STOCK AT YOUR LOCAL DEALER.



www.marquisleisure.co.uk



www.camperni.com



www.trailite.co.nz



OVERVIEW

ADMIRAL
CAMPERVAN

KEA
COACHBUILTS

TEKNO LINE
K.YACHT A CLASS

WEIGHTS &
DIMENSIONS

CONSTRUCTION

ABOUT
MOBILVETTA

DEALER
NETWORK

